

3--13. General Solution. Initial value problems.

Find the general solution. If an initial condition is given, find also the corresponding particular solution and graph or sketch it.

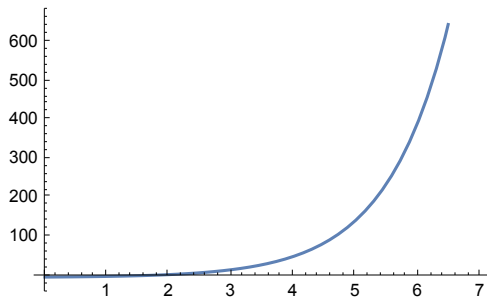
$$3. y' - y = 5.2$$

```
ClearAll["Global`*"]
```

```
eqn = y'[x] - y[x] == 5.2;  
sol = DSolve[eqn, y, x]
```

```
{ {y -> Function[{x}, -5.2 + e1. x C[1]]} }
```

```
Plot[-5.2 + e1. x, {x, 0, 7}, ImageSize -> 250]
```



$$4. y' = 2y - 4x$$

```
ClearAll["Global`*"]
```

```
eqn = y'[x] == 2 y[x] - 4 x;  
sol = DSolve[eqn, y, x]
```

```
{ {y -> Function[{x}, -4 ( - $\frac{1}{4}$  -  $\frac{x}{2}$  ) + e2 x C[1]]} }
```

```
Simplify[eqn /. sol]
```

```
{True}
```

$$5. y' + ky = e^{-kx}$$

```
ClearAll["Global`*"]
```

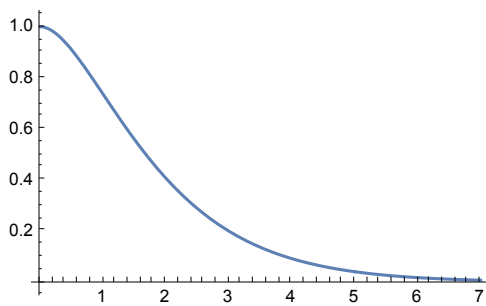
```
eqn = y'[x] + k y[x] == Exp[-k x];  
sol = DSolve[eqn, y, x]
```

```
{ {y -> Function[{x}, e-k x x + e-k x C[1]]} }
```

```
eqn /. sol // Simplify
```

```
{True}
```

```
Plot[e-k x x + e-k x /. k → 1, {x, 0, 7}, ImageSize → 250]
```



$$6. y' + 2y = 4 \cos 2x, y\left(\frac{1}{4}\pi\right) = 3$$

```
ClearAll["Global`*"]
```

```
eqn = y'[x] + 2 y[x] == 4 Cos[2 x];
```

```
sol = DSolve[{eqn, y[ $\frac{\pi}{4}$ ] == 3}, y, x]
```

```
{ {y → Function[{x}, e-2 x (2 e $\pi/2$  + e2 x Cos[2 x] + e2 x Sin[2 x])] } }
```

```
eqn /. sol
```

```
{True}
```

```
y[ $\frac{\pi}{4}$ ] /. sol[[1]]
```

```
3
```

$$7. xy' = 2y + x^3 e^x$$

```
ClearAll["Global`*"]
```

```
eqn = x y'[x] == 2 y[x] + x3 ex;
```

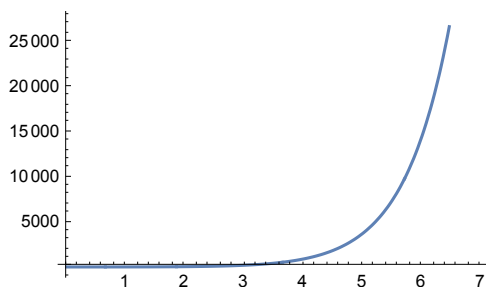
```
sol = DSolve[eqn, y, x]
```

```
{ {y → Function[{x}, ex x2 + x2 C[1]] } }
```

```
eqn /. sol // Simplify
```

```
{True}
```

```
Plot[ex x2 + x2, {x, 0, 7}, ImageSize → 250]
```



$$8. y' + y \tan x = e^{-0.01x} \cos x, y(0) = 0$$

```
ClearAll["Global`*"]
```

```
eqn = y'[x] + y[x] Tan[x] == e-0.01 x Cos[x];
```

```
sol = DSolve[{eqn, y[0] == 0}, y, x]
```

```
{ {y → Function[{x},  $\frac{1}{(e^{-ix} + e^{ix})^2} (100. + 1.07119 \times 10^{-16} i)$ 
 $e^{(-0.01-2. i) x} \left( (1. + 0. i) e^{(0.01+2. i) x} (e^{-ix} + e^{ix})^{2.} \text{Cos}[x]^1 - \right.$ 
 $(1. - 2.73653 \times 10^{-18} i) (1. + e^{2 i x})^{2.} \text{Cos}[x]^1.$ 
 $\text{Hypergeometric2F1}[0. + 0.005 i, 2., 1. + 0.005 i, -1. e^{(0.+2. i) x}] -$ 
 $(0.0000499988 + 0.00999975 i) e^{(0.+2. i) x} (1. + e^{2 i x})^{2.} \text{Cos}[x]^1.$ 
 $\text{Hypergeometric2F1}[1. + 0.005 i, 2., 2. + 0.005 i, -1. e^{(0.+2. i) x}] -$ 
 $(6.24996 \times 10^{-6} + 0.00249998 i) e^{(0.+4. i) x} (1. + e^{2 i x})^{2.} \text{Cos}[x]^1.$ 
 $\left. \text{Hypergeometric2F1}[2., 2. + 0.005 i, 3. + 0.005 i, -1. e^{(0.+2. i) x}] \right) ] }$  }
```

```
FullSimplify[eqn /. sol]
```

$$\left\{ \frac{1}{\cos[x]^3} e^{(-0.01-6. i) x} \left(1. e^{(0.+6. i) x} \cos[x]^4. + (1. + e^{2 i x})^{1.} \cos[x]^2. \left((5.55112 \times 10^{-17} + 100. i) e^{(0.+6. i) x} \text{Hypergeometric2F1}[0. + 0.005 i, 2., 1. + 0.005 i, -1. e^{(0.+2. i) x}] - (0.999975 - 0.00499988 i) e^{(0.+8. i) x} \text{Hypergeometric2F1}[1. + 0.005 i, 2., 2. + 0.005 i, -1. e^{(0.+2. i) x}] - (0.249998 - 0.000624996 i) e^{(0.+10. i) x} \text{Hypergeometric2F1}[2., 2. + 0.005 i, 3. + 0.005 i, -1. e^{(0.+2. i) x}] \right) + (1.38778 \times 10^{-17} + 25. i) (1. + e^{2 i x})^2. \left((1. e^{(0.+3. i) x} - 1. e^{(0.+5. i) x}) \cos[x]^1. - (2. - 0.01 i) e^{(0.+4. i) x} \cos[x]^2. \right) \text{Hypergeometric2F1}[0. + 0.005 i, 2., 1. + 0.005 i, -1. e^{(0.+2. i) x}] + ((0.0000499988 + 0.00999975 i) (1. e^{(0.+5. i) x} - 1. e^{(0.+7. i) x}) \cos[x]^1. - (0.0000999975 - 4.99988 \times 10^{-7} i) e^{(0.+6. i) x} \cos[x]^2. \right) \text{Hypergeometric2F1}[1. + 0.005 i, 2., 2. + 0.005 i, -1. e^{(0.+2. i) x}] + ((6.24996 \times 10^{-6} + 0.00249998 i) e^{(0.+7. i) x} - (6.24996 \times 10^{-6} + 0.00249998 i) e^{(0.+9. i) x}) \cos[x]^1. \text{Hypergeometric2F1}[2., 2. + 0.005 i, 3. + 0.005 i, -1. e^{(0.+2. i) x}] + \cos[x]^2. \left((-0.0000999975 - 0.0199995 i) e^{(0.+6. i) x} \text{Hypergeometric2F1}[1. + 0.005 i, 3., 2. + 0.005 i, -1. e^{(0.+2. i) x}] + e^{(0.+8. i) x} \left((-0.0000124999 + 0.00500003 i) \text{Hypergeometric2F1}[2., 2. + 0.005 i, 3. + 0.005 i, -1. e^{(0.+2. i) x}] - (0.0000499997 + 0.0199999 i) \text{Hypergeometric2F1}[2. + 0.005 i, 3., 3. + 0.005 i, -1. e^{(0.+2. i) x}] \right) - (0.0000111111 + 0.00666665 i) e^{(0.+10. i) x} \text{Hypergeometric2F1}[3., 3. + 0.005 i, 4. + 0.005 i, -1. e^{(0.+2. i) x}] \right) \right) == 0 \right\}$$

```
testsam = y[0] /. sol[[1]]
```

$$-3.99529 \times 10^{-15} + 1.73472 \times 10^{-16} i$$

```
Chop[testsam]
```

```
0
```

The **Chop** is necessary at the edge of machine precision, I guess because there is virtual fluff floating around there of the complex variety.

$$9. y' + y \sin x = e^{\cos x}, y(0) = -2.5$$

```
ClearAll["Global`*"]
```

```
eqn = y'[x] + y[x] Sin[x] == e^Cos[x];
sol = DSolve[{eqn, y[0] == -2.5}, y, x]
```

```
{ {y -> Function[{x}, -0.919699 e^Cos[x] + e^Cos[x] x] } }
```

The particular solution is checked.

```
eqn /. sol // Simplify
```

```
{True}
```

```
y[0] /. sol[[1]]
```

```
-2.5
```

```
PossibleZeroQ[(-0.9196986029286058` e^Cos[x] + e^Cos[x] x) - (x - 2.5/e) e^Cos[x]]
```

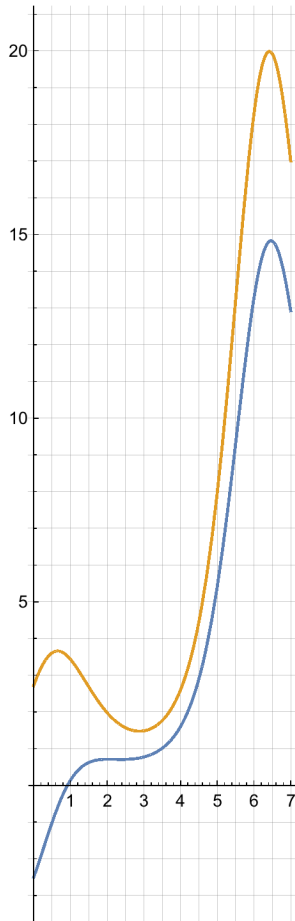
```
True
```

The expression in the green cell above is equivalent to the answer in the text, as shown by the PZQ. The second term in the PZQ gives the form of the text answer.

```
solg = DSolve[{eqn}, y, x]
```

```
{ {y -> Function[{x}, e^Cos[x] x + e^Cos[x] C[1]] } }
```

```
Plot[{-0.9196986029286058` e^Cos[x] + e^Cos[x] x, e^Cos[x] x + e^Cos[x]},
{x, 0, 7}, ImageSize -> 150, AspectRatio -> Automatic, GridLines -> All]
```



10. $y' \cos x + (3y - 1) \sec x = 0, y(\frac{\pi}{4}) = \frac{4}{3}$

```
ClearAll["Global`*"]
```

```
eqn = y'[x] Cos[x] + (3 y[x] - 1) Sec[x] == 0;
```

```
sol = DSolve[{eqn, y[ $\frac{\pi}{4}$ ] ==  $\frac{4}{3}$ }, y, x]
```

```
{ {y -> Function[{x},  $\frac{1}{3} e^{-3 \text{Tan}[x]} (3 e^3 + e^{3 \text{Tan}[x]})$ ] } }
```

```
eqn /. sol // Simplify
```

```
{True}
```

```
y[ $\frac{\pi}{4}$ ] /. sol[[1]]
```

```
 $\frac{4}{3}$ 
```

11. $y' = (y - 2) \cot x$

```
ClearAll["Global`*"]
```

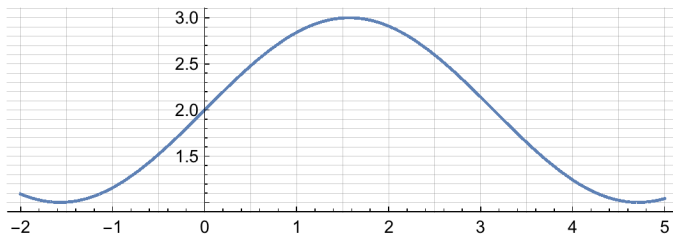
```
eqn = y'[x] == (y[x] - 2) Cot[x];
sol = DSolve[eqn, y, x]
```

```
{y -> Function[{x}, 2 + C[1] Sin[x]]}
```

```
eqn /. sol
```

```
{True}
```

```
Plot[2 + Sin[x], {x, -2, 5}, ImageSize -> 350,
  AspectRatio -> Automatic, GridLines -> All]
```



```
ClearAll["Global`*"]
```

12. $xy' + 4y = 8x^4$, $y(1) = 2$

```
eqn = x y'[x] + 4 y[x] == 8 x^4;
sol = DSolve[{eqn, y[1] == 2}, y, x]
```

```
{y -> Function[{x},  $\frac{1 + x^8}{x^4}$ ]}}
```

```
eqn /. sol // Simplify
```

```
{True}
```

```
y[1] /. sol[[1]]
```

```
2
```

13. $y' = 6(y - 2.5) \tanh 1.5x$

```
ClearAll["Global`*"]
```

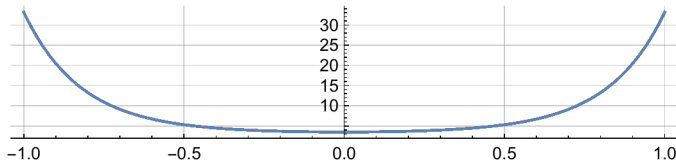
```
eqn = y'[x] == 6 (y[x] - 2.5) Tanh[1.5 x];
sol = DSolve[eqn, y, x]
```

```
{y -> Function[{x}, 2.5 + C[1] Cosh[1.5 x]^4.]}}
```

```
eqn /. sol // Simplify
```

```
{True}
```

```
Plot[2.5` + Cosh[1.5` x]^4., {x, -1, 1},
  ImageSize -> 350, AspectRatio -> 0.2, GridLines -> Automatic]
```



15 - 20 General properties of linear ODEs

These properties are of practical and theoretical importance because they enable us to obtain new solutions from given ones. Thus in modeling, whenever possible, we prefer linear ODEs over nonlinear ones, which have no similar properties.

Show that nonhomogeneous linear ODEs shown by numbered line (1), p.27, and homogeneous linear ODEs, described by numbered line (2), p. 28, have the following properties. Illustrate each property by a calculation for two or three equations of your choice. Give proofs.

15. The sum $y_1 + y_2$ of two solutions y_1 and y_2 of the homogeneous equation (2) is a solution of (2), and so is a scalar multiple $a y_1$ for any constant a . The properties are not true for (1)!

17. The sum of a solution of (1) and a solution of (2) is a solution of (1).

19. If y_1 is a solution of (1), what can you say about $c y_1$?

21. Variation of parameter. Another method of obtaining numbered line (4), p. 28, results from the following idea. Write numbered line (3), p. 28, as $c y^*$, where y^* is the exponential function, which is a solution of the homogeneous linear ODE $y^{*'} + p y^* = 0$. Replace the arbitrary constant c in (3) with a function u to be determined so that the resulting function $y = u y^*$ is a solution of the nonhomogeneous linear ODE $y' + p y = r$.

22--28. Nonlinear ODEs. Using a method of this section or separating variables, find the general solution. If an initial condition is given, find also the particular solution and sketch or graph it.

$$22. y' + y = y^2, y(0) = -\frac{1}{3}$$

```
ClearAll["Global`*"]
```



```
eqn = y' [x] + y[x] == y[x]^2;
sol = DSolve[{eqn, y[0] == -1/3}, y, x]
```

Solve::ifun:

Inverse functions are being used by Solve, so some solutions may not be found; use Reduce for complete solution information»

```
{{y -> Function[{x}, -1/(-1 + 4 e^x)]}}
```

```
eqn /. sol // Simplify
{True}
```

```
y[0] /. sol[[1]]
-1/3
```

23. $y' + xy = xy^{-1}$, $y(0) = 3$

```
ClearAll["Global`*"]
```

```
eqn = y' [x] + x y[x] == x/y[x];
sol = DSolve[{eqn, y[0] == 3}, y, x]
```

Solve::ifun:

Inverse functions are being used by Solve, so some solutions may not be found; use Reduce for complete solution information»

Solve::ifun:

Inverse functions are being used by Solve, so some solutions may not be found; use Reduce for complete solution information»

DSolve::bvnut: For some branches of the general solution, the given boundary condition lead to an empty solution»

Solve::ifun:

Inverse functions are being used by Solve, so some solutions may not be found; use Reduce for complete solution information»

General::stop: Further output of Solve::ifun will be suppressed during this calculation»

```
{{y -> Function[{x}, Sqrt[e^-x^2 (8 + e^x^2)] ]}}
```

```
eqn /. sol // Simplify
{True}
```

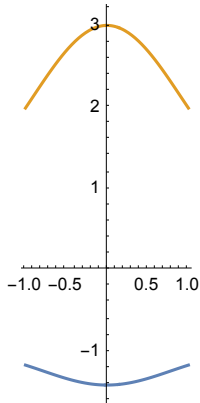
```
y[0] /. sol[[1]]
3
```

```
solg = DSolve[{eqn}, y, x]
```

```
{{y -> Function[{x}, -Sqrt[1 + e^-x^2 + 2 C[1]] ]}, {y -> Function[{x}, Sqrt[1 + e^-x^2 + 2 C[1]] ]}}
```

The specific function is the teal-colored one.

```
Plot[{-Sqrt[1 + e^-x^2], Sqrt[e^-x^2 (8 + e^x^2)]},
{x, -1, 1}, ImageSize -> 100, AspectRatio -> Automatic]
```



$$24. y' + y = -\frac{x}{y}$$

```
ClearAll["Global`*"]
```

```
eqn = y'[x] + y[x] == -x/y[x];
```

```
sol = DSolve[eqn, y, x]
```

```
{ {y -> Function[{x}, -Sqrt[1 - 2 x + 2 e^-2 x C[1]]/Sqrt[2]]},
  {y -> Function[{x}, Sqrt[1 - 2 x + 2 e^-2 x C[1]]/Sqrt[2]]} ]}
```

```
eqn /. sol[[1]] // Simplify
```

```
True
```

```
eqn /. sol[[2]] // Simplify
```

```
True
```

$$25. y' = 3.2y - 10y^2$$

```
In[15]:= ClearAll["Global`*"]
```

```
In[16]:= eqn = y'[x] == 3.2 y[x] - 10 y[x]^2;
```

```
sol = DSolve[eqn, y, x]
```

```
Out[17]:= {{y -> Function[{x}, 8. * 2.71828^3.2 x / (25. * 2.71828^3.2 x + 2.71828^8. C[1]) ]}}
```

In[19]= `eqn /. sol`

Out[19]= `{True}`

In[20]= `PossibleZeroQ` $\left[\left(\frac{8. \times 2.718281828459045^{-3.2 x}}{25. \times 2.718281828459045^{-3.2 x} + 2.718281828459045^{-8. c[1]}} \right) - \left(\frac{8. e^{3.2 x}}{25. * e^{3.2 x} + e^{8. c[1]}} \right) \right]$

Out[20]= `True`

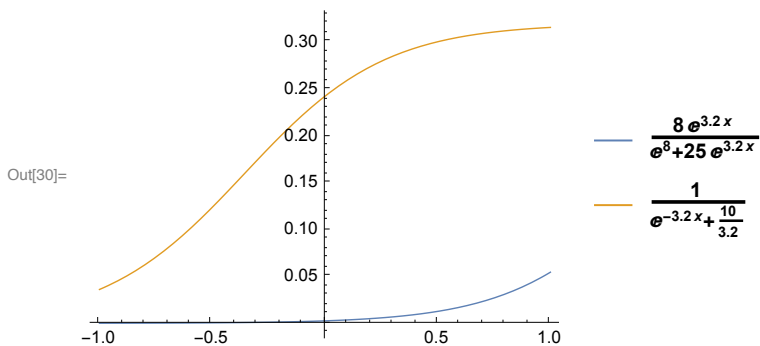
The above PZQ allows me to write

In[21]= $y[x] = \frac{8 e^{3.2 x}}{25 e^{3.2 x} + e^{8 c}}$

Out[21]= $\frac{8 e^{3.2 x}}{e^{8 c} + 25 e^{3.2 x}}$

and the plots

In[30]= `Plot` $\left[\left\{ \frac{8 e^{3.2 x}}{e^8 + 25 e^{3.2 x}}, \frac{1}{e^{-3.2 x} + 10 / 3.2} \right\}, \{x, -1, 1\}, \text{ImageSize} \rightarrow 250, \text{AspectRatio} \rightarrow 0.7, \text{PlotStyle} \rightarrow \text{Thickness}[0.003], \text{PlotLegends} \rightarrow \text{"Expressions"} \right]$



Though the Mathematica solution does check, it is evidently quite a bit different than that of the text.

$$26. y' = \frac{(\tan y)}{(x-1)}, y(0) = \frac{1}{2} \pi$$

`ClearAll["Global`*"]`

```
eqn = y' [x] ==  $\frac{\text{Tan}[y[x]]}{(x - 1)}$ ;
sol = DSolve[{eqn, y[0] ==  $\frac{\pi}{2}$ }, y, x]
```

Solve::ifun:

Inverse functions are being used by Solve so some solutions may not be found use Reduce for complete solution information >>

Solve::ifun:

Inverse functions are being used by Solve so some solutions may not be found use Reduce for complete solution information >>

```
{ {y -> Function[{x}, ArcSin[1 - x]] }
```

```
eqn /. sol // Simplify
```

```
{ True }
```

27. $y' = \frac{1}{(6e^y - 2x)}$

```
ClearAll["Global`*"]
```

```
eqn = y' [x] ==  $\frac{1}{(6 e^{y[x]} - 2 x)}$ ;
```

```
sol = DSolve[eqn, y, x]
```

Solve::ifun:

Inverse functions are being used by Solve so some solutions may not be found use Reduce for complete solution information >>

```
{ {y -> Function[{x}, Log[  $\frac{1}{6} \left( x + \frac{x^2}{(x^3 - 54 C[1] + 6 \sqrt{3} \sqrt{-x^3 C[1] + 27 C[1]^2})^{1/3} + (x^3 - 54 C[1] + 6 \sqrt{3} \sqrt{-x^3 C[1] + 27 C[1]^2})^{1/3}} \right)$  ] ] },
```

```
{y -> Function[{x}, Log[  $\frac{x}{6} - \frac{(1 + i \sqrt{3}) x^2}{12 (x^3 - 54 C[1] + 6 \sqrt{3} \sqrt{-x^3 C[1] + 27 C[1]^2})^{1/3} - \frac{1}{12} (1 - i \sqrt{3}) (x^3 - 54 C[1] + 6 \sqrt{3} \sqrt{-x^3 C[1] + 27 C[1]^2})^{1/3}}$  ] ] },
```

```
{y -> Function[{x}, Log[  $\frac{x}{6} - \frac{(1 - i \sqrt{3}) x^2}{12 (x^3 - 54 C[1] + 6 \sqrt{3} \sqrt{-x^3 C[1] + 27 C[1]^2})^{1/3} - \frac{1}{12} (1 + i \sqrt{3}) (x^3 - 54 C[1] + 6 \sqrt{3} \sqrt{-x^3 C[1] + 27 C[1]^2})^{1/3}}$  ] ] } }
```

These odd-looking solutions seem able to check out when tested.

```
eqn /. sol[[1]] // Simplify
```

```
True
```

```
eqn /. sol[[2]] // Simplify
```

```
True
```

```
eqn /. sol[[3]] // Simplify
```

```
True
```

The following evaluation of sol[[1]] shows that the imaginary axis is an important component of this solution function.

$$\mathbf{N} \left[\text{Log} \left[\frac{1}{6} \left(x + \frac{x^2}{\left(x^3 - 54 + 6 \sqrt{3} \sqrt{-x^3 + 27} \right)^{1/3}} + \left(x^3 - 54 + 6 \sqrt{3} \sqrt{-x^3 + 27} \right)^{1/3} \right) \right] /. x \rightarrow 1 \right]$$

```
-0.136765 - 0.845369 i
```

So if I want to plot the function, I have to make room for the imaginary part. I assume that sol[[2]] and sol[[3]] also do a significant part of their business in the imaginary realm, but I'll just stick with sol[[1]] for now.

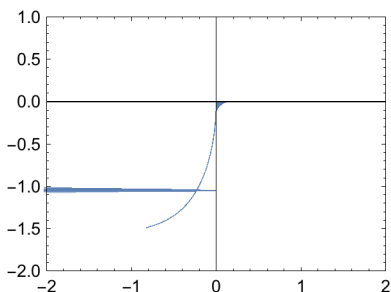
```
d2 = DiscretizeRegion@ImplicitRegion[-5 ≤ x < 5 ∧ -5 < y < 5, {x, y}];
```

```
ParametricPlot[ReIm[Log[
```

$$\frac{1}{6} \left(x + \frac{x^2}{\left(x^3 - 54 + 6 \sqrt{3} \sqrt{-x^3 + 27} \right)^{1/3}} + \left(x^3 - 54 + 6 \sqrt{3} \sqrt{-x^3 + 27} \right)^{1/3} \right) \right]],$$

```
{x, y} ∈ d2, PlotRange → {{-2, 2}, {-2, 1}}, Frame → True,
```

```
ImageSize → 200, AspectRatio → Automatic]
```



The above is an odd enough plot that I can't judge its correctness.

28. $2xyy' + (x - 1)y^2 = x^2 e^x$, (Set $y^2 = z$)

```

ClearAll["Global`*"]
eqn = 2 x y[x] y'[x] + (x - 1) y[x]^2 == x^2 e^x;
sol = DSolve[eqn, y, x]

{{y -> Function[{x}, - $\frac{e^{-x/2} \sqrt{x} \sqrt{e^{2x} + 2 C[1]}}{\sqrt{2}}$ ]},
{y -> Function[{x},  $\frac{e^{-x/2} \sqrt{x} \sqrt{e^{2x} + 2 C[1]}}{\sqrt{2}}$ ]}}

eqn /. sol[[1]] // Simplify
True

eqn /. sol[[2]] // Simplify
True

```

31 - 40 Modeling. Further applications

31. Newton's law of cooling. If the temperature of a cake is 300°F when it leaves the oven and is 200°F ten minutes later, when will it be practically equal to the room temperature of 60°F, say when will it be 61°F?

From online sources such as <http://vlab.amrita.edu/?sub=1&brch=194&sim=354&cnt=1> I can put it down as

$$200 = 60 + (240) e^{-k t}$$

and

$$140 = (240) e^{-k t}$$

$$\text{Solve}[140 = (240) e^{-10 k}, k]$$

$$\left\{ \left\{ k \rightarrow \text{ConditionalExpression}\left[\frac{1}{10} \left(2 i \pi C[1] + \text{Log}\left[\frac{12}{7}\right]\right), C[1] \in \text{Integers} \right] \right\} \right\}$$

Discarding the imaginary part I retain

$$\mathbf{N}\left[-\frac{1}{10} \text{Log}\left[\frac{12}{7}\right]\right]$$

-0.0538997

as the value of k, in agreement with the text answer. (The minus sign was always part of k, the 10 factor merely occupying the space in between. Or, I could say that k will always be negative for things cooling down.)

When I re-insert k to calculate a specific case, the sign flips

```
Solve[239 == e0.0538997 t, t]
```

Solve::ifun:

Inverse functions are being used by Solve, so some solutions may not be found; use Reduce for complete solution information.

```
{{t -> 101.605}}
```

The text answer is given as 102 minutes, thus agreement to 3S.

33. Drug injection. Find and solve the model for drug injection into the bloodstream if, beginning at $t = 0$, a constant amount A g/min is injected and the drug is simultaneously removed at a rate proportional to the amount of the drug present at time t .

This looks like example 3 on p. 30, except that the input volume is constant instead of being based on a sinusoidal curve.

```
ClearAll["Global`*"]
```

$y[t]$ is the amount of drug in the system at a given time t . The $k y[t]$ is the proportional removal of the drug, aa the amount injected.

```
eqn = y'[t] - aa + k y[t] == 0
```

```
-aa + k y[t] + y'[t] == 0
```

```
sol = DSolve[{eqn, y[0] == 0}, y, t]
```

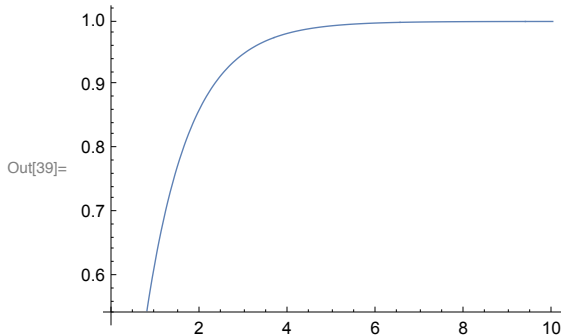
```
{{y -> Function[{t},  $\frac{aa e^{-kt} (-1 + e^{kt})}{k}$ ]}}
```

```
eqn /. sol // Simplify
```

```
{True}
```

A specific amount of drug is injected, and continues to enter at a constant rate. The removal is proportional to the concentration, and the concentration gradually equilibrates.

```
In[39]:= Plot[ $\frac{aa e^{-kt} (-1 + e^{kt})}{k}$  /. {aa -> 1, k -> 1}, {t, 0, 10},  
ImageSize -> 250, AspectRatio -> 0.7, PlotStyle -> Thickness[0.003]]
```



35. Lake Erie. Lake Erie has a water volume of about 450 km^3 and a flow rate (in and out) of about 175 km^2 per year. If at some instant the lake has pollution concentration p

= 0.04%, how long, approximately, will it take to decrease it to $p/2$, assuming that the inflow is much cleaner, say, it has pollution concentration $p/4$, and the mixture is uniform (an assumption that is only imperfectly true)? First guess.

This problem looks like a variation of the brine mixing problem described in example 5 on p. 14. $y[t]$ will equal the amount of pollution product in the lake at any given time t . $y'[t]$ = pollution inflow rate - pollution outflow rate. The pollution inflow rate is $0.0001 * 175 \text{ km}^2$. The pollution outflow rate is not simply $0.0004 * 175 \text{ km}^2$, because the assumption of mixing affects it. Since $y[t]$ equals the amount of pollution product in the lake at any given time, $\frac{175}{450} y[t]$ will describe the quantity which exits during a year. So the way to write the change in quantity of the item of interest, pollution, would be

```
ClearAll["Global`*"]
```

$$\text{eqn} = y'[t] == 175. \left(0.0001 - \frac{1}{450.} y[t] \right)$$

$$y'[t] == 175. (0.0001 - 0.00222222 y[t])$$

And the setup for calculating the governing equation, including the initial value, would be

```
sol = DSolve[{eqn, y[0] == 0.0004 * 450.}, y, t]
{{y -> Function[{t}, 0.045 e^{-0.388889 t} (3. + 1. e^{0.388889 t})]}}
```

For some reason it is necessary to chop off a bit to check the solution.

```
Chop[eqn /. sol // Simplify, 10^{-16}]
{True}
```

Having got the formula for $y[t]$, I can use Solve to determine the time required to reach the desired level of concentration of pollution

```
Solve[0.045000000000000001 e^{-0.3888888888888895 t}
(2.9999999999999996 + 1. e^{0.3888888888888895 t}) == 0.0002, t]
```

Solve::ifun:

Inverse functions are being used by Solve, so some solutions may not be found; use Reduce for complete solution information.

```
{{t -> 2.83646 + 8.07838 i}}
```

The answer is close to the text answer, which is 2.82 years. The imaginary, I believe, can be ignored.

36. Harvesting renewable resources. Fishing. Suppose that the population $y[t]$ of a certain kind of fish is given by the logistic equation (11), p. 32, and fish are caught at a rate $H y$ proportional to y . Solve this so-called Schaefer model. Find the equilibrium solutions y_1 and y_2 (> 0) when $H < A$. The expression $y = H y_2$ is called the equilibrium harvest or sustainable yield corresponding to H . Why?

37. Harvesting. In problem 36 find and graph the solution satisfying $y(0) = 2$ when (for simplicity) $A = B = 1$ and $H = 0.2$. What is the limit? What does it mean? What if there were no fishing?

Numbered line (11) is

$$y' [t] = A y [t] - B y [t]^2$$

The text provides the solution to the equation as

$$y [t] = \frac{1}{c e^{-A t} + \frac{B}{A}}$$

But some disagreement with the text answer causes me to back up here and put down the ODE simply as

$$\text{eqn} = y' [t] == y [t] - y [t]^2$$

$$y' [t] == y [t] - y [t]^2$$

which is basic. Then adding in the initial value I call **DSolve** and get a solution

$$\text{sol} = \text{DSolve}[\{\text{eqn}, y[0] == 2\}, y, t]$$

Solve::ifun:

Inverse functions are being used by Solve, so some solutions may not be found; use Reduce for complete solution information >>

$$\left\{ \left\{ y \rightarrow \text{Function} \left[\{t\}, \frac{2 e^t}{-1 + 2 e^t} \right] \right\} \right\}$$

which I can test

$$\text{eqn} /. \text{sol} // \text{Simplify}$$

{True}

As for the solution which the text answer came up with,

$$\text{PossibleZeroQ} \left[\frac{2 e^t}{-1 + 2 e^t} - \frac{1}{(1.25 - 0.75 e^{-0.8 t})} \right]$$

False

However, they both meet the requirement of the initial value

$$\frac{2 e^t}{-1 + 2 e^t} /. t \rightarrow 0$$

2

$$\frac{1}{(1.25 - 0.75 e^{-0.8 t})} /. t \rightarrow 0$$

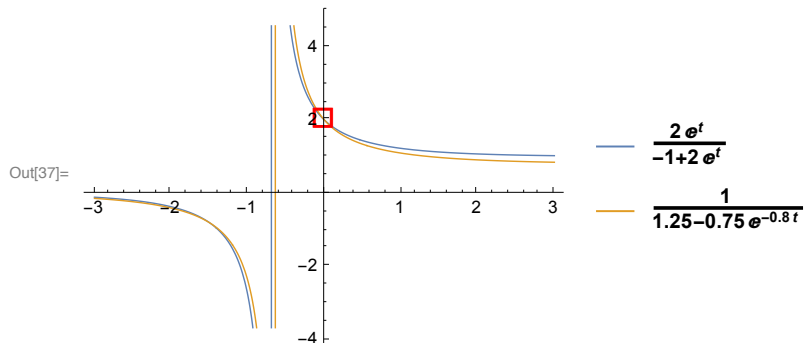
2.

But however I am sticking with mine. As it happens the two solutions are not that different, as the following plots show (and assigning 1 to each constant).

```

In[33]:= p1 = Plot[ {  $\frac{2 e^t}{-1 + 2 e^t}$ ,  $\frac{1}{(1.25 - 0.75 e^{-0.8 t})}$  },
  {t, -3, 3}, ImageSize -> 250, AspectRatio -> 0.7,
  PlotStyle -> Thickness[0.003], PlotLegends -> "Expressions" ];
In[36]:= p2 = ListPlot[ {{0, 2}}, PlotStyle -> {Red, Large}, PlotMarkers -> {□, 24} ];
In[37]:= Show[p1, p2]

```



```

Limit[  $\frac{2 e^t}{-1 + 2 e^t}$ , {t -> ∞} ]
{1}

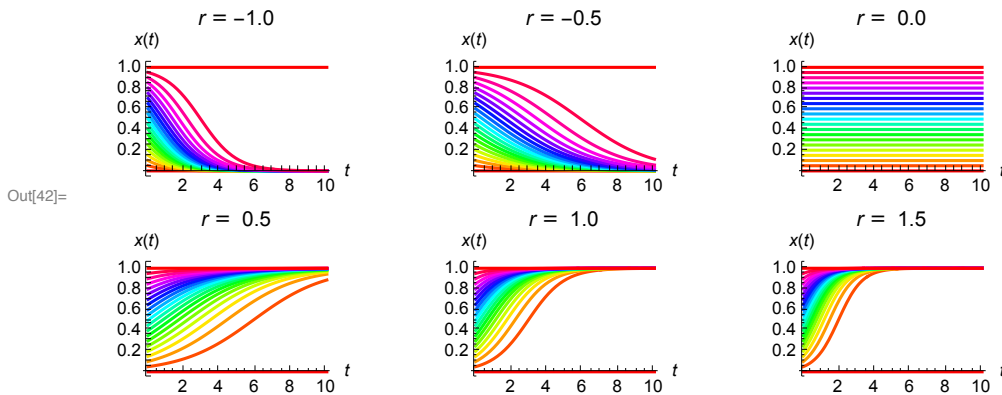
```

I am not really on topic here, since the text is talking about the logistics equation. Tossing out a rough reference to that idea, I use material from Weisstein's World, where r is the Malthusian parameter (rate of maximum population growth) .

```

In[42]:= Show[GraphicsGrid[Partition[Table[
  Plot[Evaluate[Table[ $\frac{x_0}{x_0 + e^{-r t} (1 - x_0)}$ , {x0, 0, 1, .05}]], {t, 0, 10},
  DisplayFunction -> Identity,
  PlotLabel -> TraditionalForm[HoldForm[r] == PaddedForm[r, {2, 1}]],
  AxesLabel -> TraditionalForm /@ {t, x[t]},
  PlotStyle -> Hue /@ Range[0, 1, .05], PlotRange -> All],
  {r, -1, 1.5, .5}], 3]
], ImageSize -> 500, GraphicsSpacing -> {-.07, .1}]

```



39. Extinction vs. unlimited growth. If in a population $y(t)$ the death rate is proportional to the population, and the birth rate is proportional to the chance encounters of meeting mates for reproduction, what will the model be? Without solving, find out what will eventually happen to a small initial population. To a large one. Then solve the model.

All I'm going to do for this one is to show the interesting demonstration by Abby Brown on the Wolfram Demonstration Project. As noted above, r is the rate of maximum population growth, K is the carrying capacity. P_0 is the starting population, and t is the elapsed time.

```

Manipulate[
  Module[{pop, x, y, z},
    If[p0 == 0, pop[t_] := 0,
      pop[t_] := KK / ((KK - p0) / p0) E^(-k t) + 1)
  ];
  Grid[{{
    Show[
      VectorPlot[{1, k y (1 - y / KK)}, {x, 0, 100},
        {y, 0, 1500}, VectorStyle -> {{Black, Arrowheads[0]}},
        VectorPoints -> {21, 31}, VectorScale -> 0.04,
      AspectRatio -> 1, Frame -> False, Axes -> True,

```

```

AxesOrigin → {0, 0}, PlotRange → {{0, 100}, {0, 1500}},

Ticks → {Join[Table[{n, Style[n, 12, Black]}, {n, 0, 100, 10}],
  Table[{n + 10, ""}, {n, -5, 100, 5}]],
  Join[Table[{n, Style[n, 12, Black]}, {n, 0, 1500, 100}],
  Table[{n + 50, ""}, {n, 0, 1500, 100}]]}],

AxesLabel → {Style["t", 14, Black],
  Style["P", FontSize → 14, Black]}, ImageSize → 325},

Plot[pop[t], {t, 0, 100}, PlotStyle → Black],

Graphics[{
  {Red, Line[{{t, 0}, {t, pop[t]}]}],
  {Red, Line[{{0, pop[t]}, {t, pop[t]}]}]
}]
],

Column[{"",
  Graphics[{
    {Lighter[Red, 0.4], PointSize[0.025],
      Point[ptlist[[1 ;; Round@pop[t]]]}],
    {Black, Opacity[0.5], Text[Style[ToString[Round@pop[t]],
      Which[0 < pop[t] < 1000,
        150, pop[t] < 10 000, 100, pop[t] < 100 000, 80,
        pop[t] < 10 000 000, 62, pop[t] < 20 000 000, 55],
      FontFamily → "Arial"], {0, 0}]}
  ]}, PlotRange → 10, ImageSize → 275, PlotRangePadding → 0.3],
  Style[Row[{"", " ", Checkbox[Dynamic[showexact]]],
  Row[{" exact ", Text@Style["P", Italic], " "}],
  If[showexact, NumberForm[pop[t], {20, 5}]]], "Label"
]]}

}],

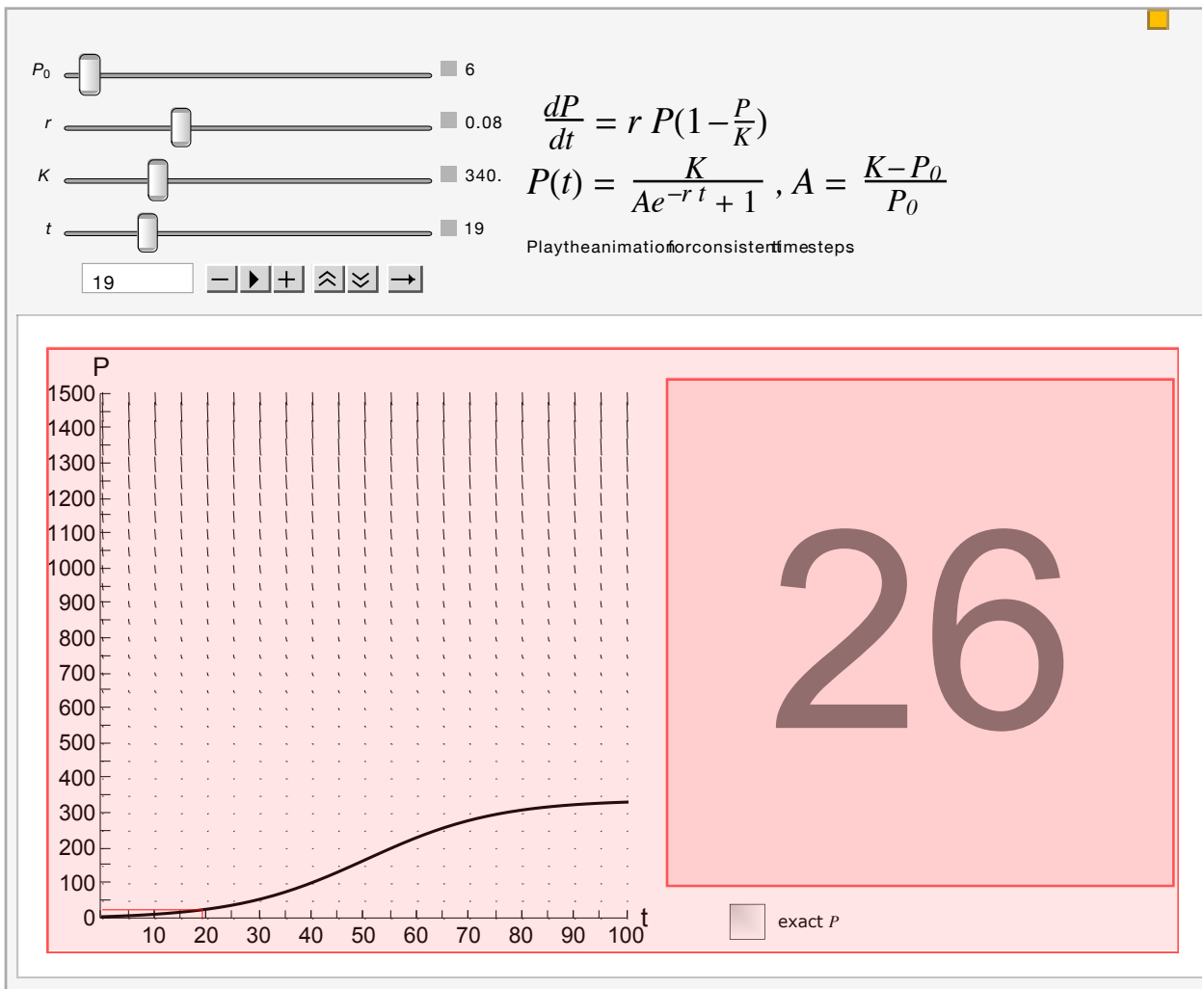
Row[{
  Column[{
    Control@{{p0, 100, Subscript[Style["P", Italic], 0]},
      0, 500, 1, Appearance → "Labeled"},
    Control@{{k, 0.08, Style["r", Italic]}, 0.03,
      0.2, Appearance → "Labeled"},
    Control@{{KK, 1000, Style["K", Italic]}, 10,
      1500, Appearance → "Labeled"},
    Control@{{t, 0, Style["t", Italic]}, 0, 100, 1,
      AnimationRate → 2, Appearance → {"Labeled", "Open"}}
  ]},
  Column[{

```

```

Style[Row[{Style["  $\frac{dP}{dt}$ ", 24], Style[" = ", Plain], "r P(",
  Style[1, Plain], "- $\frac{P}{K}$ "), 20, Italic, FontFamily -> "Times"],
Style[Row[{Style["P(t)", 20], Style[" = ", Plain, 20],
  "K" / Row[{"A", e^(Style["-r t", 14]), Style[" + 1", Plain]}],
  Style[" , A", 20], Style[" = ", Plain, 20], " $\frac{K - P_0}{P_0}$ "}],
  24, Italic, FontFamily -> "Times"], "",
"Play the animation for consistent time steps."
}]
}],
{{showexact, False, "show exact P"}, {True, False}, None},
TrackedSymbols -> {p0, k, KK, t },
Initialization -> {ptlist = RandomReal[{-10, 10}, {10 000, 2}];
]

```



Part:take: Cannottakepositions through26 in ptlist>>